



How to join a session

Livia Campo and Johannes Hofschneider

We use Microsoft Teams to host our reading group. You should have been added to the Nottingham "Algebraic Geometry Group". This comes with many benefits: for example, only members of the "team" can access the chat and content in our channel. If you are not a member yet or you wish to change your email address, please email [Livia](#) or [Johannes](#).

We recommend downloading the app and logging in to the channel with the email you provided for the best experience. However, you can also join sessions as a guest. Here are instructions on how to do that. We recommend using the Google calendar of the Nottingham "Algebraic Geometry Group". You can find it at

<http://magma.maths.usyd.edu.au/~kasprzyk/seminars/ag.html>.

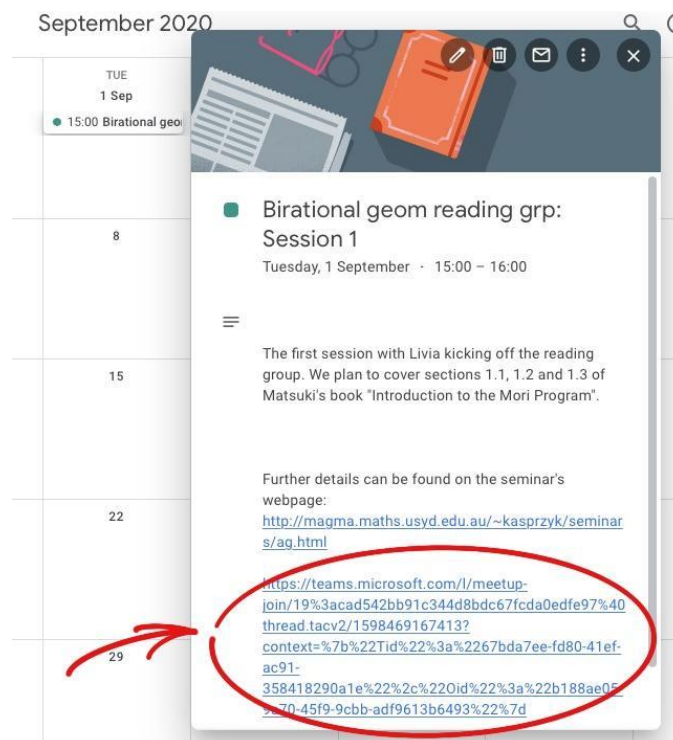
Online Algebraic Geometry Seminar

This seminar is held online via Microsoft Teams on the Nottingham University "Algebraic Geometry" team. To be added to this team, please email one of [Alex Kasprzyk](#), [Livia Campo](#), or [Johannes Hofschneider](#). For help joining a talk, please follow these instructions. Everybody is welcome.

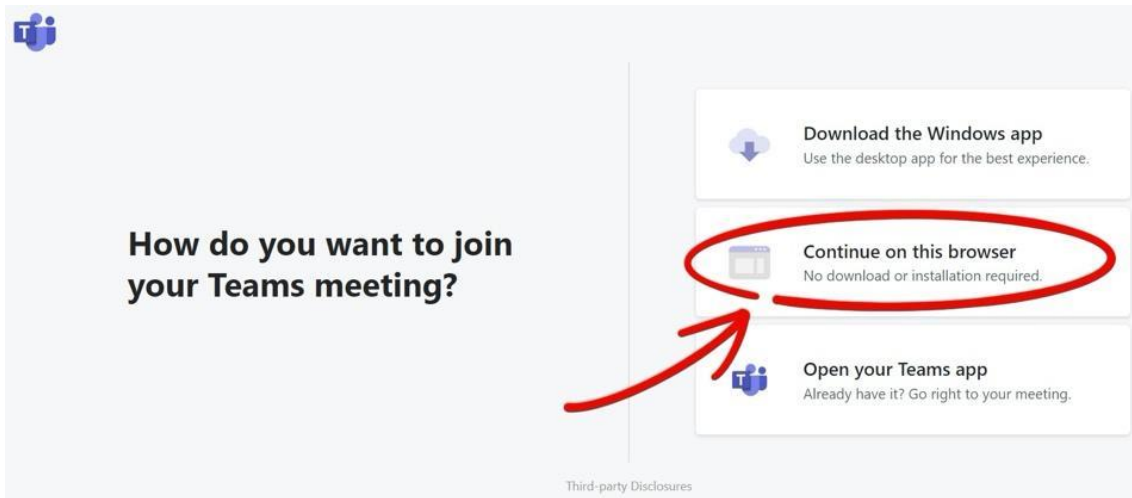
Note: All times are UK times.

Subscribe to the online calendar to be kept up-to-date about upcoming talks (also available in iCal format). Recordings of talks are available.

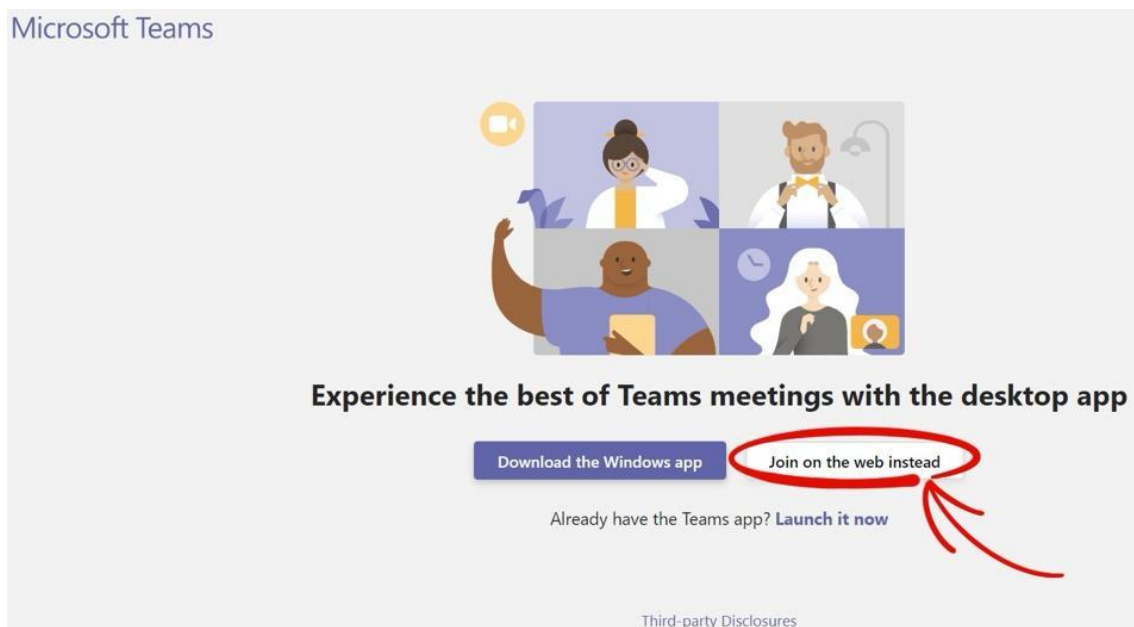
In the Google calendar app click on the meeting you want to join. You should see the session's entry which should look something like this:



Click on the link in the description of the meeting that you want to join. This opens a new window in your browser which should look something like this:



Or it could look like this:

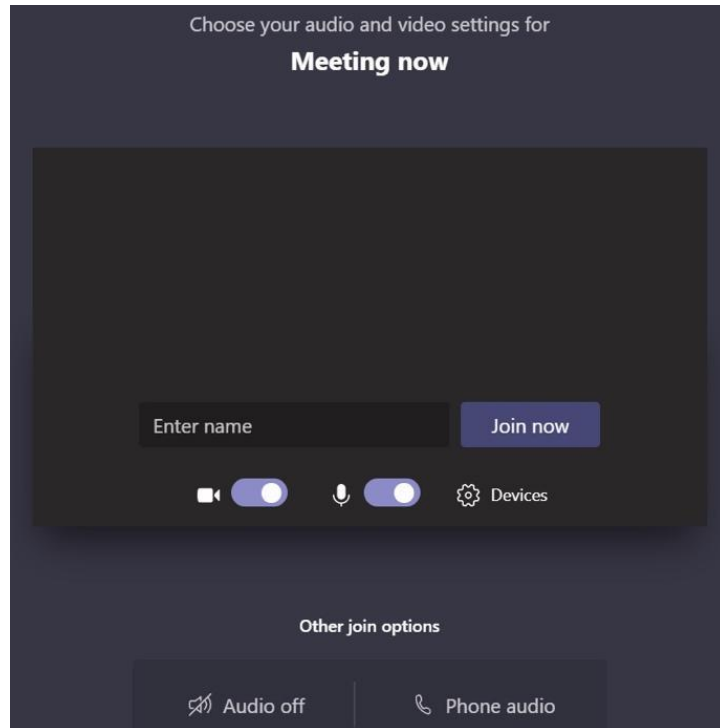


To check the list of web browsers supported by MS Teams, please follow this link:

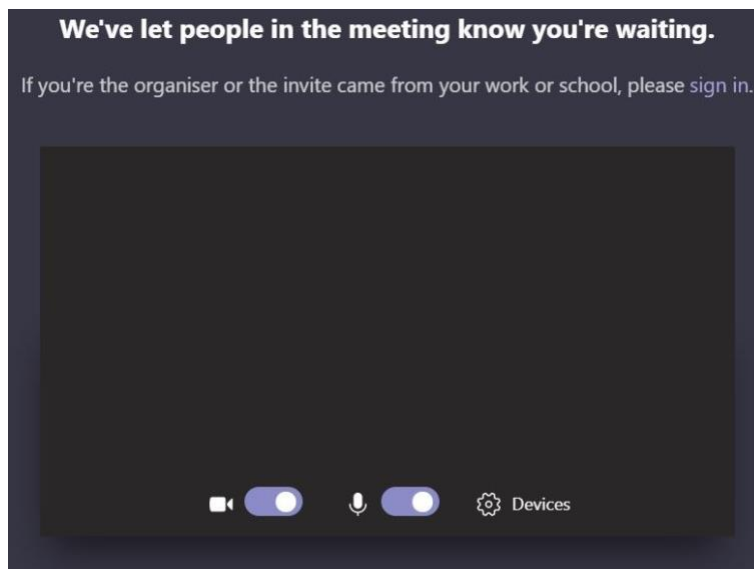
<https://docs.microsoft.com/en-us/microsoftteams/limits-specifications-teams>

Scroll down to the “**Browsers**” section where you can find a table of supported browsers. Please check the column “**Meetings – audio, video, and sharing**”. If your browser is supported by Teams, click on “Continue on this browser” or “Join on the web instead”. However, if you use a different browser, you need to download the Teams-app. The **Teams app is supported on all major operating systems, including Windows, macOS, Linux, Android, and iOS.**

This guide assumes that you continue within the web browser. You might be asked if it’s okay for Teams to use your mic and camera. Please allow this, so you’ll be seen and heard in the talk. After clicking “Continue on this browser” or “Join on the web instead”, you should see a page which looks similar to the following one:



Enter a name which determines how you appear in the list of participants. We suggest using your first name and last name initial. Choose your audio and video settings and hit “Join now”. This will bring you to the meeting lobby.



Please be patient. One of the organisers will admit you as soon as possible.

– Welcome to the reading group’s session –
